

Scaled data based on original data using
LM-79-08 Approved Method: Electrical and Photometric Measurements of Solid-
State Lighting Products

Test Report Prepared for
Cooper Lighting Solutions
(formerly Eaton)

Brand: STREETWORKS

Report Number: P650238

Luminaire Tested: **GLAN-SA2B-835-U-RW**

Issue Date: 1/4/2021

Test Information

Test Method: LM-79-08
Report Number: P650238
TEST IS SCALED FROM IESNA LM-79-08 TEST DATA (G3-2011-042-4)
Test Lab: INNOVATION CENTER
Issue Date: 1/4/2021
Manufacturer: COOPER LIGHTING SOLUTIONS (FORMERLY EATON)
Product Line: STREETWORKS
Catalog Number: GLAN-SA2B-835-U-RW
Description: GALLEON AREA AND ROADWAY LUMINAIRE
(2) 80 CRI, 3500K, 800mA LIGHTSQUARES WITH 16 LEDS EACH AND RECTANGULAR WIDE OPTICS
Light Source: -
Ballast/Driver: ELECTRONIC DRIVER

Summary

Lumens per Lamp: N/A
Luminaire Lumens: 9244.1 lumens
Efficiency: N/A
Efficacy: 112.7 lumens/watt
Luminous Opening: Rectangular (W 0.5' x L: 1' x H: 0')
IES Classification: Type III - Short
BUG Rating: B3 - U0 - G3

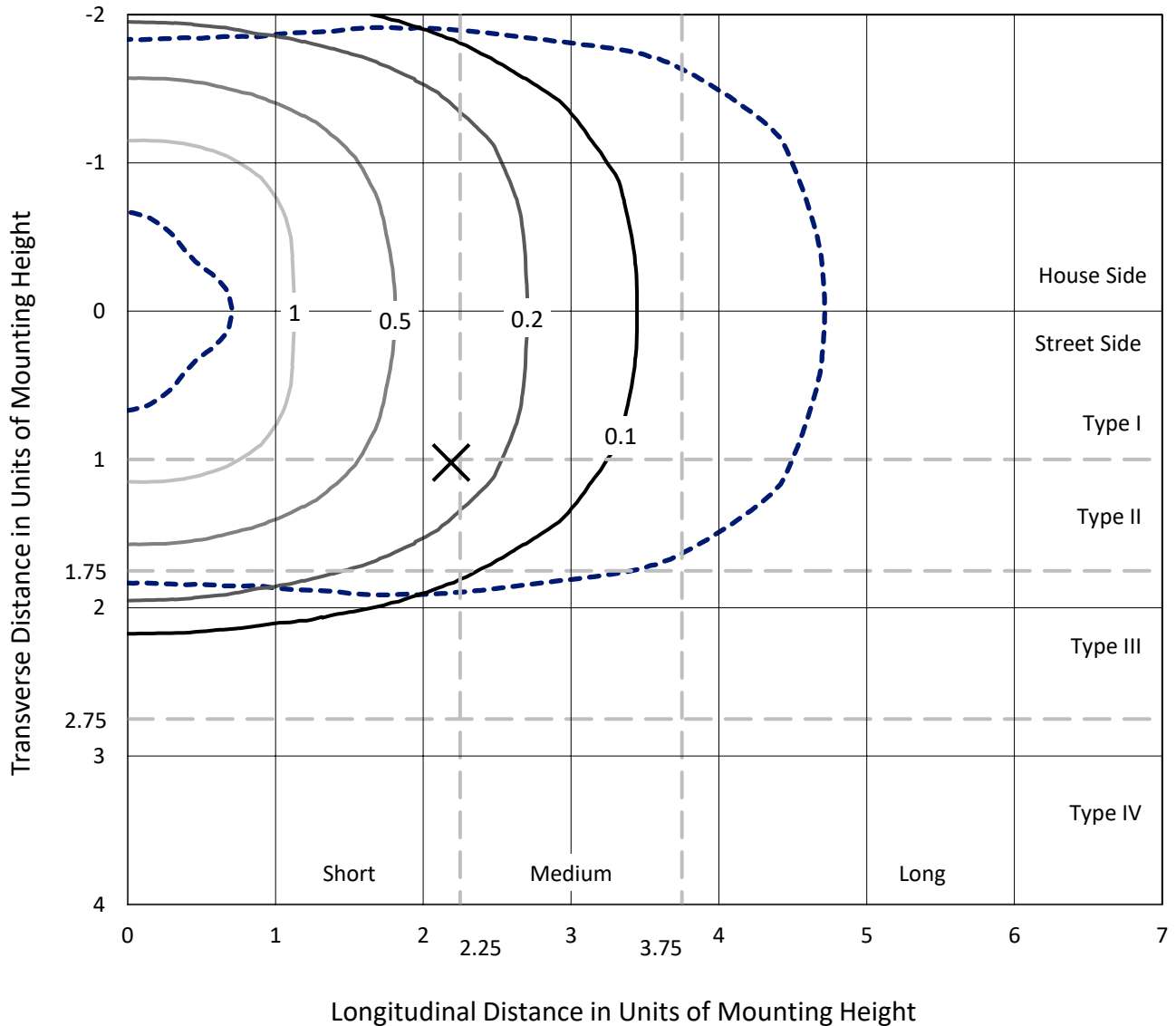
Input Watts (W): 82
Input Voltage (V): NR
Input Current (Ain): NR
Voltage Rise (V): NR
Power Factor: NR
Total Harmonic Distortion (THDi): NR
Frequency (hertz): 60
Stabilization Time: NR
Operation Time: NR
Ambient Temperature (°C): NR
Test Distance: 24 FT



REPORT NUMBER: P650238
 CATALOG NUMBER: GLAN-SA2B-835-U-RW

Iso-Footcandle Lines of Horizontal Illumination

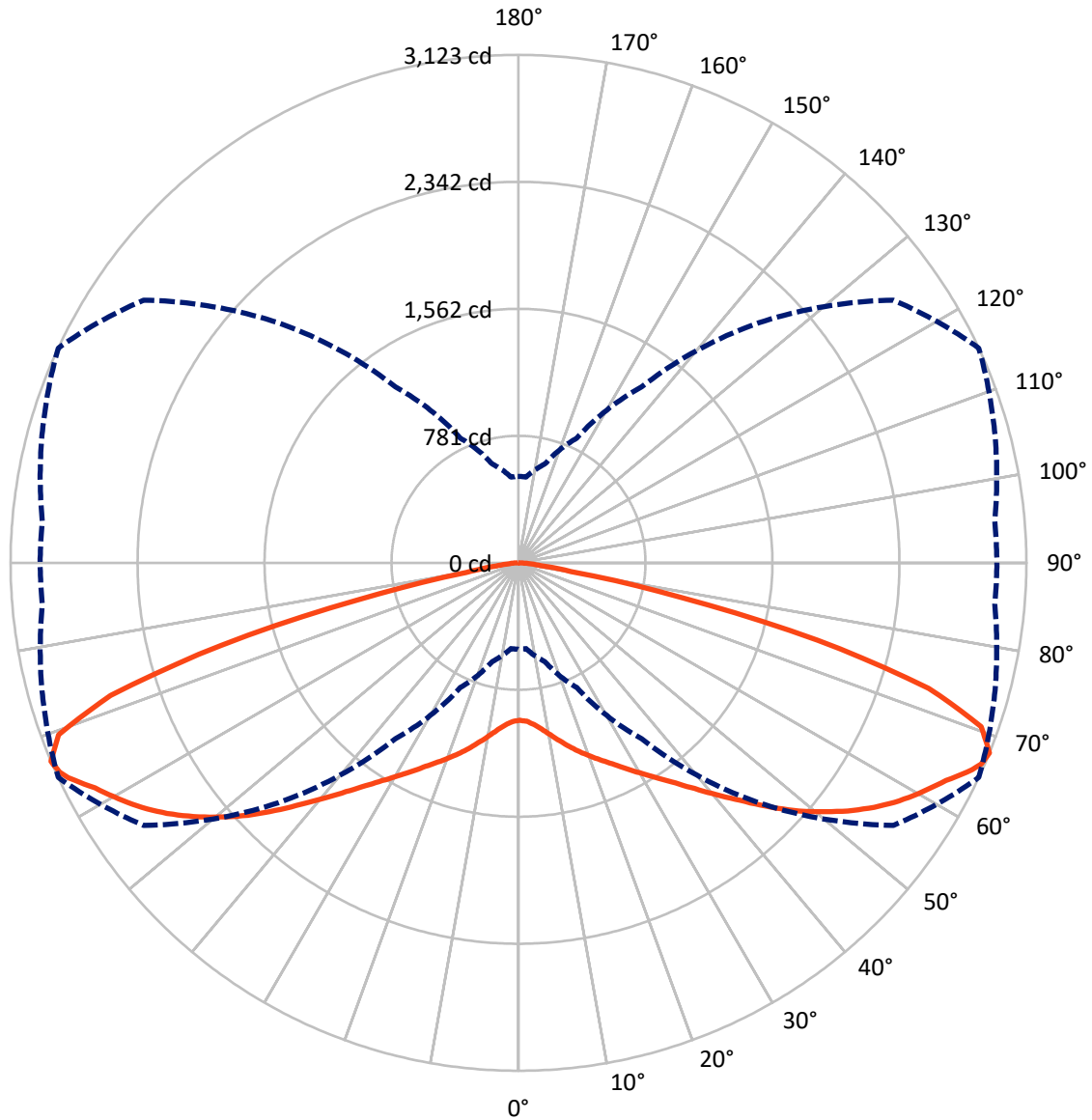
× Max cd
 - - - 1/2 Max cd



Based on 25 foot mounting height. Maximum calculated value = 1.8 fc
 Type III - Short - N/A

REPORT NUMBER: P650238
CATALOG NUMBER: GLAN-SA2B-835-U-RW

Luminous Intensity Polar Plot



— Vertical Plane Through 65-Deg Lateral - - - Horizontal Cone Through 67.5-Deg Vertical

REPORT NUMBER: P650238
 CATALOG NUMBER: GLAN-SA2B-835-U-RW

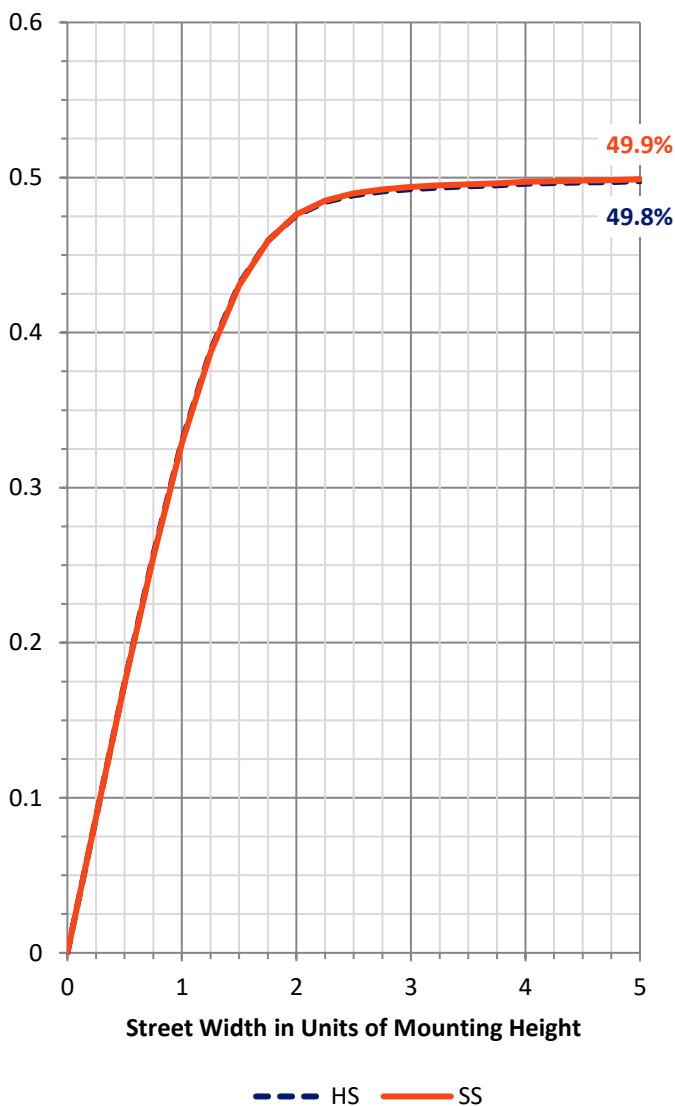
FLUX DISTRIBUTION:

		Downward	Upward	Total
House Side	Lumens	4622.0	0.0	4622.0
	% Fixture	50.0	0.0	50.0
Street Side	Lumens	4622.0	0.0	4622.0
	% Fixture	50.0	0.0	50.0
Total	Lumens	9244.1	0.0	9244.1
	% Fixture	100.0	0.0	100.0

ZONAL LUMENS:

Zone	Lumens	% Fixture
0°-10°	95.5	1.0
10°-20°	319.6	3.5
20°-30°	625.2	6.8
30°-40°	1063.3	11.5
40°-50°	1683.0	18.2
50°-60°	2231.6	24.1
60°-70°	2105.1	22.8
70°-80°	1040.6	11.3
80°-90°	80.2	0.9
90°-100°	0.0	0.0
100°-110°	0.0	0.0
110°-120°	0.0	0.0
120°-130°	0.0	0.0
130°-140°	0.0	0.0
140°-150°	0.0	0.0
150°-160°	0.0	0.0
160°-170°	0.0	0.0
170°-180°	0.0	0.0
0°-90°	9244.1	100.0
0°-180°	9244.1	100.0

Coefficient of Utilization



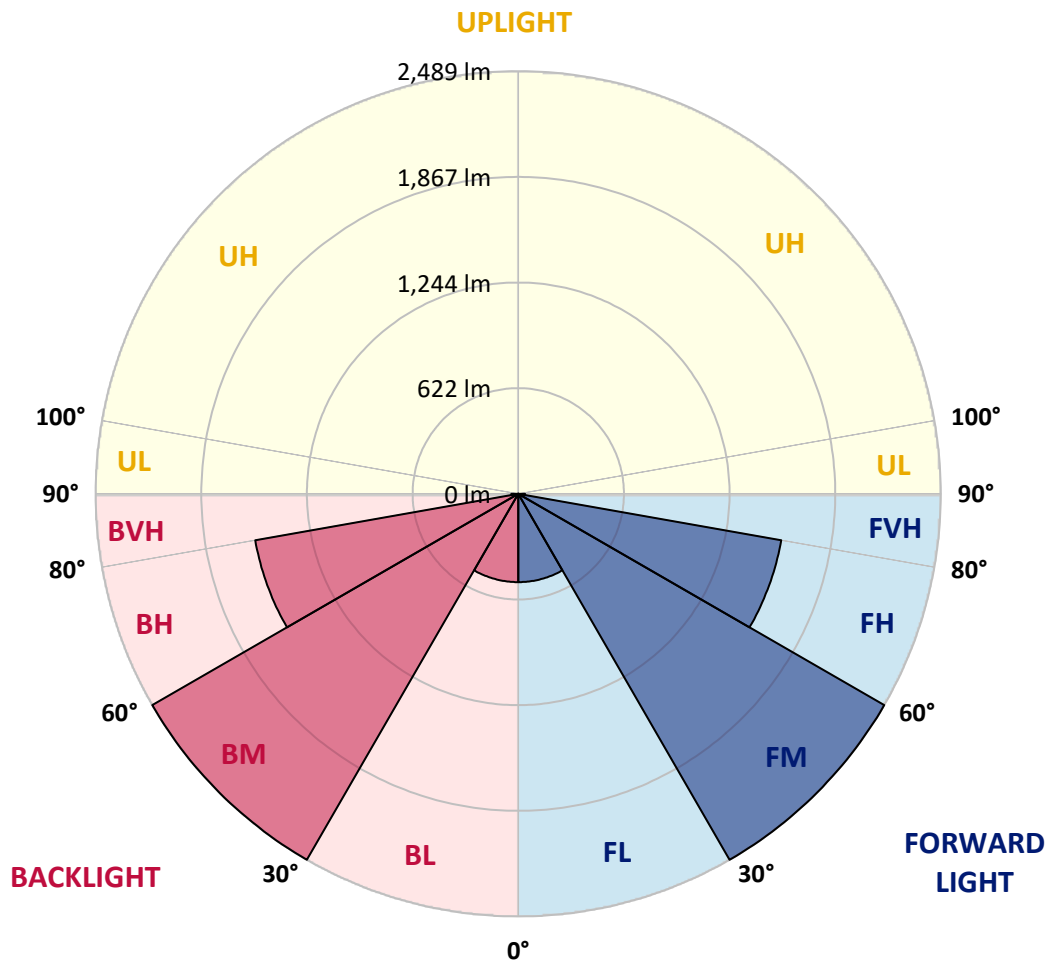
REPORT NUMBER: P650238
 CATALOG NUMBER: GLAN-SA2B-835-U-RW

LUMINAIRE CLASSIFICATION SYSTEM LUMEN TABLE AND BUG RATING:

Zone	Lumens	% Fixture	Zone Rating/Lumen Limit		
			B	U	G
FL (0°-30°)	520.1	5.6			
FM (30°-60°)	2489.0	26.9			
FH (60°-80°)	1572.9	17.0			G1/1800
FVH (80°-90°)	40.1	0.4			G1/100
BL (0°-30°)	520.1	5.6	B2/1000		
BM (30°-60°)	2489.0	26.9	B2/2500		
BH (60°-80°)	1572.9	17.0	B3/2500		G3/2500
BVH (80°-90°)	40.1	0.4			G1/100
UL (90°-100°)	0.0	0.0		U0/0	
UH (100°-180°)	0.0	0.0		U0/0	

BUG Rating: B3-U0-G3

Type III Short





REPORT NUMBER: P650238
 CATALOG NUMBER: GLAN-SA2B-835-U-RW

CANDELA DISTRIBUTION (FULL):

	0°	5°	15°	25°	35°	45°	55°	65°	75°	85°	90°
0°	968.3	968.3	968.3	968.3	968.3	968.3	968.3	968.3	968.3	968.3	968.3
2.5°	963.2	964.3	965.3	966.8	968.7	971.7	973.7	975.1	979.1	979.6	979.1
5°	959.8	960.8	963.2	967.7	974.2	983.1	990.0	998.5	1004.9	1009.4	1008.3
7.5°	959.3	961.3	965.3	974.7	987.0	1002.4	1018.3	1032.6	1045.0	1054.9	1053.4
10°	967.2	969.7	976.2	990.0	1009.4	1031.6	1053.9	1075.2	1093.1	1105.9	1110.4
12.5°	980.6	982.6	994.5	1015.3	1043.0	1070.8	1096.0	1122.3	1147.0	1168.8	1168.8
15°	1003.9	1007.3	1022.2	1052.4	1086.6	1118.8	1144.6	1172.3	1199.0	1223.8	1231.2
17.5°	1036.1	1041.1	1063.3	1102.0	1145.5	1175.3	1199.6	1222.3	1245.6	1269.3	1272.8
20°	1080.1	1085.1	1114.8	1161.4	1212.9	1248.6	1264.9	1270.3	1281.8	1304.6	1307.5
22.5°	1140.1	1145.1	1178.3	1230.7	1288.2	1326.8	1333.8	1320.8	1317.9	1335.7	1337.7
25°	1207.9	1212.4	1250.5	1307.0	1366.4	1408.5	1406.6	1374.9	1357.0	1367.9	1370.9
27.5°	1284.2	1290.6	1329.3	1387.7	1452.1	1489.3	1483.3	1437.3	1399.1	1397.1	1398.1
30°	1381.8	1388.7	1425.4	1481.4	1544.7	1578.9	1566.5	1504.6	1445.7	1425.8	1425.8
32.5°	1484.8	1502.1	1539.3	1597.7	1647.3	1672.0	1653.1	1578.9	1500.6	1472.9	1471.4
35°	1619.0	1628.4	1665.0	1722.1	1759.2	1778.5	1742.3	1662.6	1572.4	1539.8	1535.3
37.5°	1750.2	1758.1	1800.7	1855.2	1900.3	1899.3	1850.3	1762.1	1661.6	1625.0	1622.0
40°	1884.4	1892.9	1941.4	1991.5	2036.5	2032.6	1973.2	1874.6	1767.6	1726.5	1734.4
42.5°	2000.9	2010.3	2065.2	2136.6	2177.2	2176.2	2107.4	1996.4	1885.0	1848.3	1855.2
45°	2106.8	2115.3	2179.2	2260.8	2320.3	2327.7	2252.5	2135.1	2020.7	1973.6	1975.6
47.5°	2181.6	2197.5	2264.4	2357.9	2438.7	2464.9	2391.1	2276.3	2144.5	2095.5	2098.4
50°	2238.6	2248.5	2321.3	2427.8	2529.8	2584.3	2524.9	2406.9	2268.3	2216.3	2223.3
52.5°	2245.5	2257.4	2336.6	2459.5	2590.2	2672.9	2643.7	2534.7	2394.6	2341.1	2356.0
55°	2189.0	2196.0	2290.6	2439.7	2614.0	2738.8	2746.2	2653.6	2514.9	2474.4	2484.2
57.5°	2028.1	2045.9	2165.8	2347.0	2581.3	2773.9	2823.0	2761.6	2636.8	2596.7	2612.5
60°	1764.1	1782.0	1902.3	2132.1	2458.0	2757.6	2886.4	2857.2	2747.2	2715.1	2723.4
62.5°	1382.3	1380.8	1529.9	1811.7	2212.8	2677.4	2933.4	2949.2	2856.1	2815.6	2828.4
65°	895.9	900.4	1044.5	1348.1	1842.9	2473.3	2943.8	3066.7	2963.2	2901.7	2911.1
66°	720.6	734.0	856.3	1136.1	1654.2	2339.6	2912.6	3101.3	2995.8	2921.5	2926.0
67.5°	531.9	529.5	630.0	845.9	1320.8	2085.5	2815.0	3123.2	3033.0	2939.4	2941.3
70°	303.6	303.1	338.7	464.6	776.6	1468.4	2372.8	3018.6	3108.3	3003.7	2998.3
72.5°	221.9	220.4	225.3	256.5	378.9	741.4	1636.9	2638.2	3069.7	2993.3	2978.0
75°	186.2	185.3	184.2	188.2	212.5	335.8	868.7	1897.8	2663.5	2809.6	2793.7
77.5°	152.1	152.1	152.5	151.6	152.5	176.8	360.0	1017.3	1622.0	1810.7	1854.8
80°	118.9	118.4	126.8	123.3	115.4	113.4	159.5	327.4	538.3	535.4	441.8
82.5°	87.7	81.7	96.5	94.1	85.2	72.3	93.1	139.7	179.8	116.9	86.7
85°	55.4	55.0	68.4	62.4	52.0	34.1	44.6	59.9	74.3	45.1	36.6
87.5°	9.9	9.4	21.8	15.8	15.8	9.9	12.4	16.4	24.3	16.8	12.4
90°	0.0	0.0	0.0	0.0	0.0	0.0	0.0	0.0	0.0	0.0	0.0

(END OF REPORT)